

# Account Summary

- [Application Header](#)
- [Request an Account Statement](#)
- [Allocations](#)
- [Top Holdings](#)

# Application Header

## Account Information

Shared across the application, the header section displays informations related to the selected account:

- Reference currency
- Inception date
- Mandate type

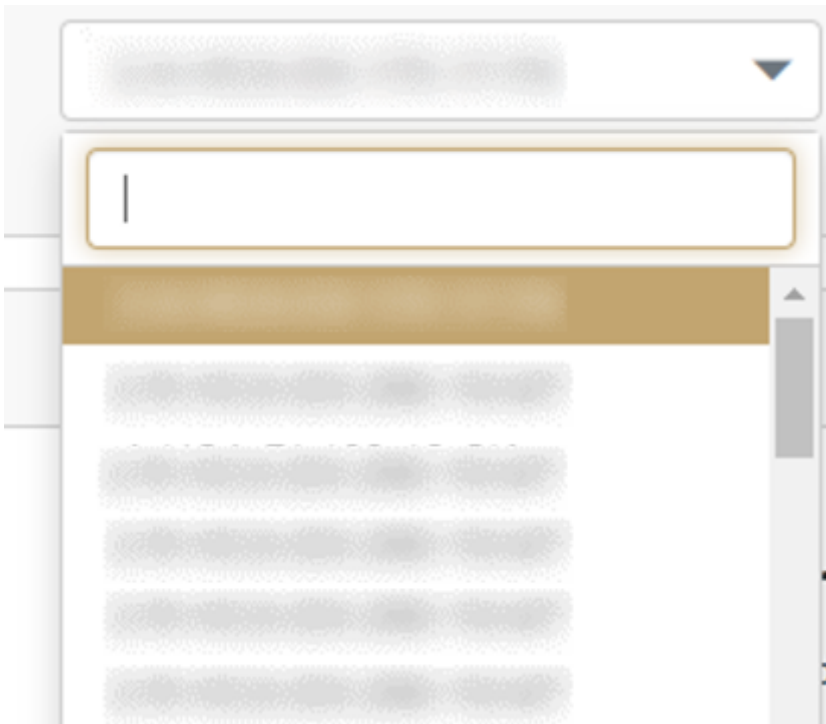
### Account Summary Holdings Transactions

Reference currency: CHF | Inception date: 01/11/2021 | Mandate: Execution Only - N/A

## Data selectors

### Account selector

If you have access to multiple accounts, you can use the account selector dropdown menu to switch between these.



### Currency selector

Use this dropdown menu to select the currency used to display positions data on the account summary and holdings pages.

CHF

EUR

USD

CHF

HKD

GBP

## As-of date selector

Use this datepicker to display positions data as of a specific date on the account summary and holdings pages.

02/08/2023

August 2023

Mo	Tu	We	Th	Fr	Sa	Su
31	1	2	3	4	5	6
7	8	9	10	11	12	13
14	15	16	17	18	19	20
21	22	23	24	25	26	27
28	29	30	31	1	2	3

Today

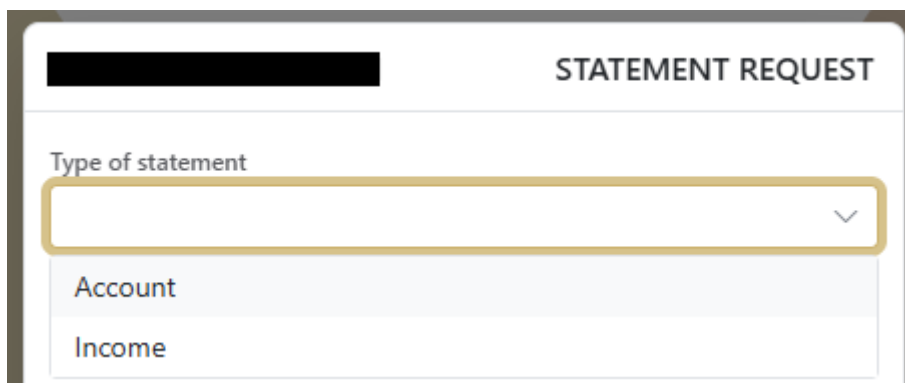
# Request an Account Statement

Click on **REQUEST AN ACCOUNT STATEMENT** at the top of the screen to open the statement request dialog.

REQUEST AN ACCOUNT STATEMENT

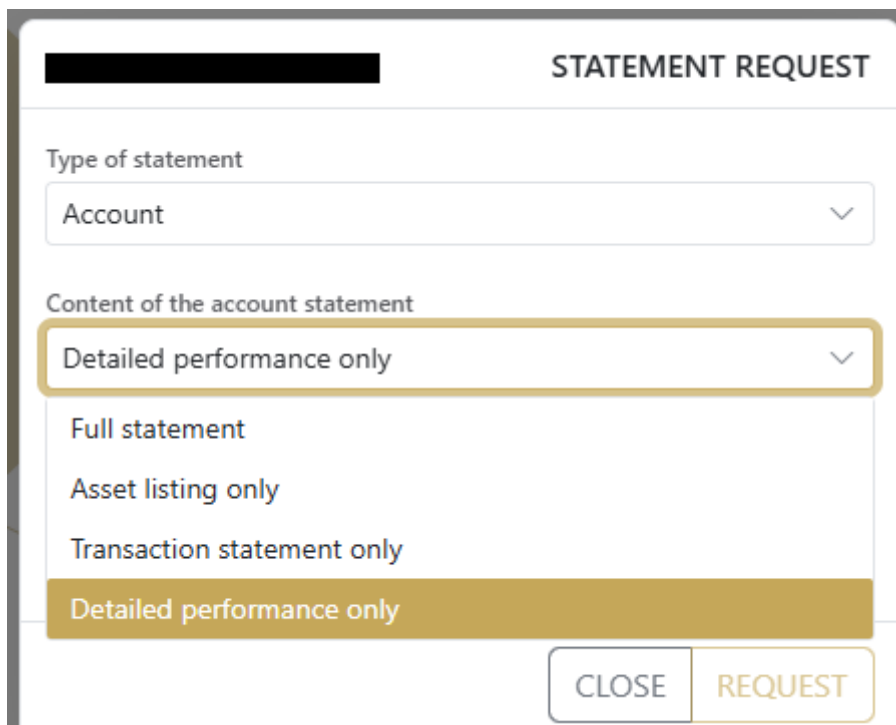
1. Select the desired type of statement:

- Account statement: portfolio performance, holdings and transactions journal.
- Income: for tax declaration purpose.



The screenshot shows a dialog titled "STATEMENT REQUEST" with a blacked-out header. Below the title is a section labeled "Type of statement" containing a dropdown menu. The dropdown is open, showing two options: "Account" and "Income". The "Account" option is currently selected and highlighted.

2. For account statements, select the statement's sections to be include.

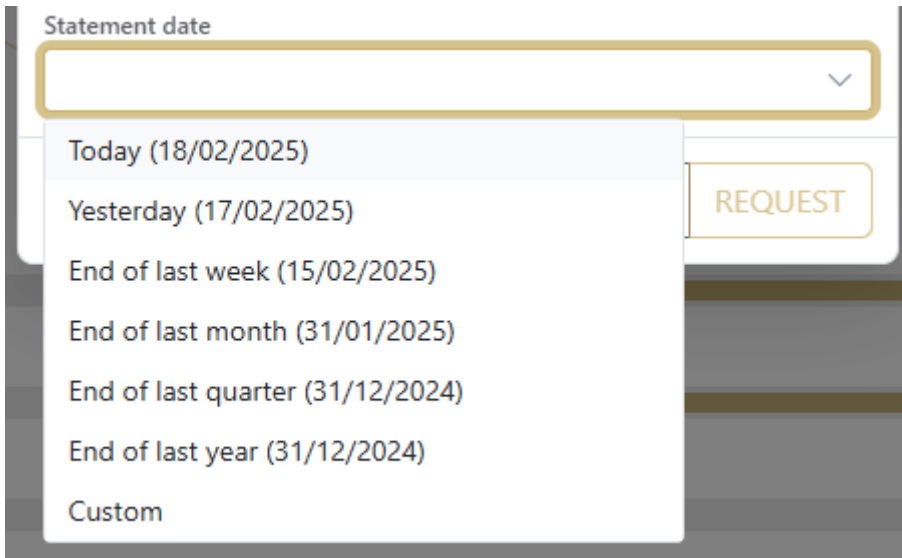


This screenshot shows the same "STATEMENT REQUEST" dialog, but now the "Type of statement" dropdown is set to "Account". Below it is a new section labeled "Content of the account statement" with its own dropdown menu. This dropdown is open, showing four options: "Full statement", "Asset listing only", "Transaction statement only", and "Detailed performance only". The "Detailed performance only" option is selected and highlighted. At the bottom right of the dialog are two buttons: "CLOSE" and "REQUEST".

3. You may tick *Remove identification details* to remove all mentions of the account number on the statement.

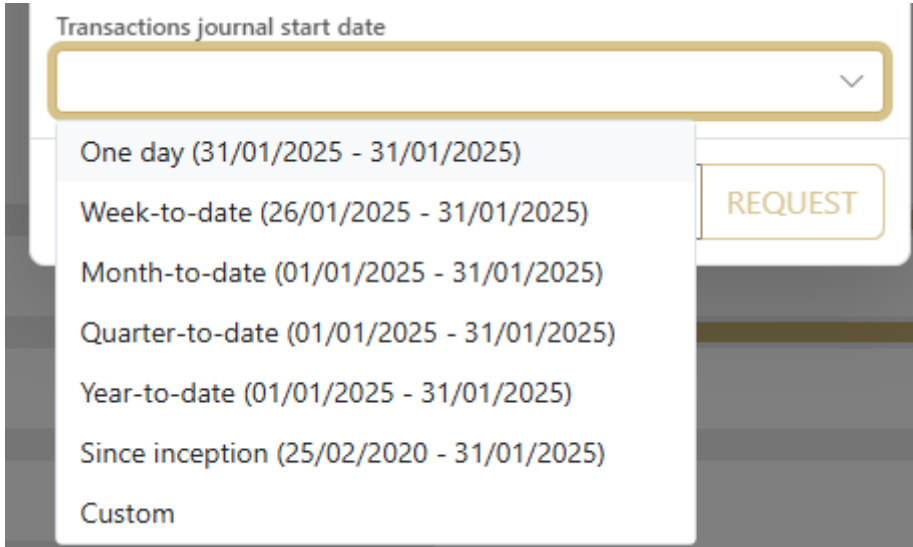
☒ Remove identification details

3. Choose the statement date value from the list or enter a custom date.



The screenshot shows a web form with a dropdown menu titled "Statement date". The dropdown is open, displaying a list of date options: "Today (18/02/2025)", "Yesterday (17/02/2025)", "End of last week (15/02/2025)", "End of last month (31/01/2025)", "End of last quarter (31/12/2024)", "End of last year (31/12/2024)", and "Custom". To the right of the dropdown, there is a button labeled "REQUEST".

4. Select the desired start date for the statement's transactions journal from the list or enter a custom date.



The screenshot shows a web form with a dropdown menu titled "Transactions journal start date". The dropdown is open, displaying a list of date ranges: "One day (31/01/2025 - 31/01/2025)", "Week-to-date (26/01/2025 - 31/01/2025)", "Month-to-date (01/01/2025 - 31/01/2025)", "Quarter-to-date (01/01/2025 - 31/01/2025)", "Year-to-date (01/01/2025 - 31/01/2025)", "Since inception (25/02/2020 - 31/01/2025)", and "Custom". To the right of the dropdown, there is a button labeled "REQUEST".

4. Click on **REQUEST**.

O-HCA-EX-309-20-WH

STATEMENT REQUEST

Type of statement

Account

Content of the account statement

Detailed performance only

☒ Remove identification details

Statement date

End of last month (31/01/2025)

Transactions journal start date

Week-to-date (26/01/2025 - 31/01/2025)

CLOSE

REQUEST

5. Your request will be submitted to CIGP and you will be contacted shortly.

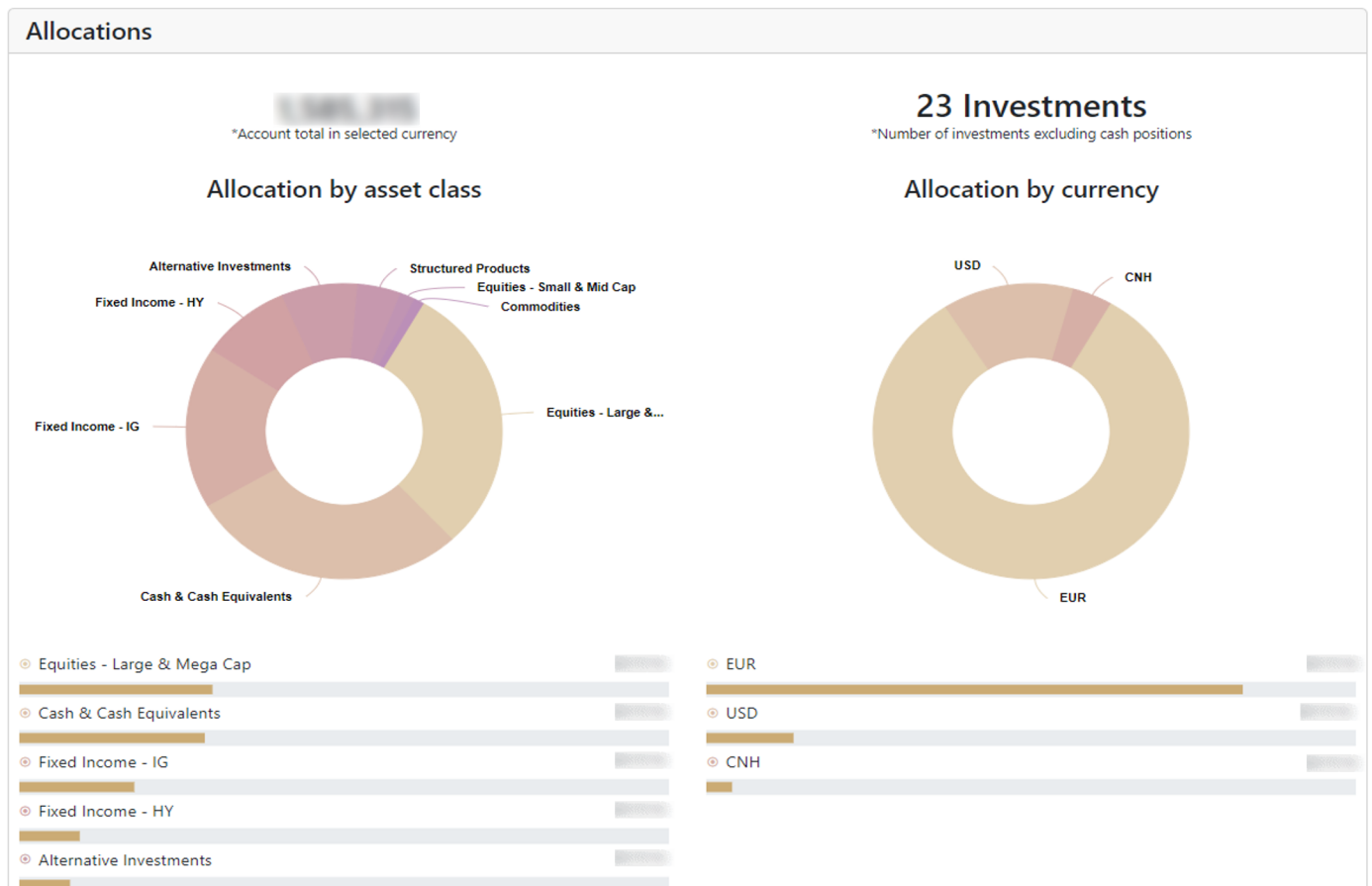
**Thank you**

We have received your statement request for account [REDACTED] and will contact you shortly.

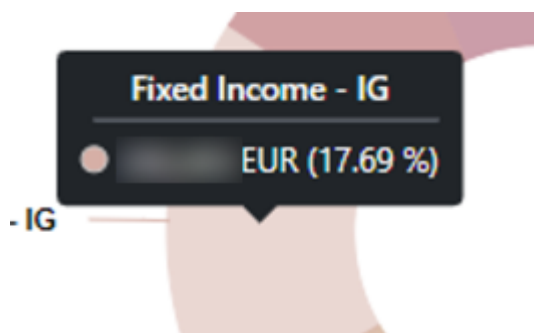
# Allocations

At the top of the accounts summary page is the **allocations** section, displaying:

- The total AUM of the selected portfolio, in the selected currency, as-of the selected date,
- The number of investments in the selected portfolio,
- Allocations by asset classes,
- Allocations by currency



Allocations are displayed in percentages by default. Hover on the pie chart to view an allocation in value.



# Top Holdings

After allocations is the **Top holdings** section, displaying the 6 largest holdings of the selected portfolio by market value as-of the selected date.

For each holding the list displays:

- The name and ISIN of the investment,
- Its share of the portfolio,
- Its price (in the security of the investment),
- Its market value (in the selected currency and in the currency of the investment),
- The performance since acquisition of the investment

Top Holdings	
<div><div><div></div><div>5.49 % of portfolio</div></div><div>FUNDS - LARGE &amp; MEGA CAP</div></div> <div><div>EUR 56.01</div><div>price in local currency</div><div>+1.11 %</div><div>perf.*</div><div><div></div><div>value in selected currency</div></div><div><div></div><div>value in local currency</div></div></div>	<div><div><div></div><div>4.79 % of portfolio</div></div><div>BOND FUNDS - HY</div></div> <div><div>USD 0.79</div><div>price in local currency</div><div>-6.08 %</div><div>perf.*</div><div><div></div><div>value in selected currency</div></div><div><div></div><div>value in local currency</div></div></div>
<div><div><div></div><div>4.52 % of portfolio</div></div><div>BOND FUNDS - HY</div></div> <div><div>EUR 135.81</div><div>price in local currency</div><div>+22.72 %</div><div>perf.*</div><div><div></div><div>value in selected currency</div></div><div><div></div><div>value in local currency</div></div></div>	<div><div><div></div><div>4.44 % of portfolio</div></div><div>BOND FUNDS - IG</div></div> <div><div>EUR 107.34</div><div>price in local currency</div><div>-8.53 %</div><div>perf.*</div><div><div></div><div>value in selected currency</div></div><div><div></div><div>value in local currency</div></div></div>
<div><div><div></div><div>4.43 % of portfolio</div></div><div>STRUCTURED PRODUCTS - CAPITAL AT RISK</div></div> <div><div>USD 74.50</div><div>price in local currency</div><div>-1.95 %</div><div>perf.*</div><div><div></div><div>value in selected currency</div></div><div><div></div><div>value in local currency</div></div></div>	<div><div><div></div><div>4.36 % of portfolio</div></div><div>FUNDS - LARGE &amp; MEGA CAP</div></div> <div><div>EUR 43.93</div><div>price in local currency</div><div>+23.57 %</div><div>perf.*</div><div><div></div><div>value in selected currency</div></div><div><div></div><div>value in local currency</div></div></div>